

# FURNITURE

*Seating - Desks & Office Systems - Tables  
Storage - Education*



# about IPI



Iowa Prison Industries (IPI) provides the men and women incarcerated in Iowa's state prisons with the opportunity for *Building Brigher Futures* through our work training programs.

More than 90% of the prison population will be released, and our job is to

teach them skills needed to get and keep a job once they get out. IPI programs help keep our communities safer because ex-inmates with stable jobs are less likely to commit new crimes and return to prison. Returning men and women with good job skills are also an important resource for Iowa employers, contributing to the state's economic development.

IPI is 100% self-funding and receives no government appropriations. IPI's products and services may be purchased only by governmental agencies, school districts, non-profit groups and employees of these organizations.

Please visit the IPI website at [www.iaprisonind.com](http://www.iaprisonind.com) to learn more about Iowa Prison Industries.



# contact IPI

## Administration / Director IPI:

510 E 12th Street, Des Moines, IA 50319  
Dan Clark, 515-822-8920

## Des Moines Sales Office & Showroom:

1445 E Grand Avenue, Des Moines, IA 50316  
Phone: 800-332-7922, Fax: 800-741-0390  
[ipicustomerservice@iowa.gov](mailto:ipicustomerservice@iowa.gov)

## Customer Service:

### Karen Donahue

515-725-8708, [karen.donahue@iowa.gov](mailto:karen.donahue@iowa.gov)  
Churches, City Government, College/Universities,  
Health Care, K-12 Private Education

### Michele Anderson

515-725-8709, [michele.anderson@iowa.gov](mailto:michele.anderson@iowa.gov)  
K12 Public Education, DOC/DHS Institutions,  
Regents Universities

### Sara Schnotala

515-725-8706, [sara.schnotala@iowa.gov](mailto:sara.schnotala@iowa.gov)  
County, State & Federal Government, Non-Profits

## Business Office:

406 N High Street, Anamosa, IA 52205  
Accounts Receivable, 319-462-3706

**Bob Fairfax**, Director of Sales & Marketing: 515-725-8712

**Ann Baughman**, Marketing Manager: 515-725-8711

## Sales:

### Albert Carr IV

515-330-0095, [albert.carr@iowa.gov](mailto:albert.carr@iowa.gov)  
K12 Education, City Government, Health Care

### Jeff Peterson

515-249-0694, [jeff.peterson@iowa.gov](mailto:jeff.peterson@iowa.gov)  
County, State & Federal Government, DOC/DHS  
Institutions

### Kevin Peterson

319-350-8536, [kevin.peterson1@iowa.gov](mailto:kevin.peterson1@iowa.gov)  
DOC/DHS Institutions, Regents Universities, Service  
Statewide

### Tammy Nielsen

515-669-1954, [tammy.nielsen@iowa.gov](mailto:tammy.nielsen@iowa.gov)  
Churches, College/Universities, Non-Profits



Visit us on-line @ [www.iaprisonind.com](http://www.iaprisonind.com) for product information,  
pricing, to place an order and much more!

<b>2</b>	<b>SEATING</b>
<b>18</b>	<b>DESKS &amp; OFFICE SYSTEMS</b>
<b>23</b>	<b>TABLES</b>
<b>25</b>	<b>STORAGE</b>
<b>27</b>	<b>EDUCATION</b>
<b>37</b>	<b>WARRANTY</b>
<b>38</b>	<b>INDEX</b>



## NLC Executive

Offering the “Next Level” in executive seating, the NLC Executive is a stylish, design-forward chair that will elevate the aesthetic of any space and match the sensibilities of the user.

- Mid-Back and High-Back models
- Newton Wafer™ mechanism provides continuous, even weighted balance through all positions with integrated, multi-position tilt lock and seat height adjustment
- Side tension adjustment
- Built-in, height adjustable lumbar support with 4” range
- Seat slider with 1.5” range
- 3 arms styles: Loop, Flip-Up or 4D Adjustable
- Heavy-duty polished aluminum base
- Weight Capacity: 350lbs, 24/7 use

## CXO™ Executive

The CXO Extreme Comfort Executive Chair is easily the most comfortable chair that IPI offers. Numerous adjustability features couple with high end design and ergonomic performance for extreme comfort for any executive.

- Enersorb™ foam (found in the seat, headrest and lumbar support) conforms to your body
- Height and width adjustable arms also feature lockable swivel and forward/backward arm pad adjustment
- Synchronous knee tilt mechanism with multi-position lock, side tension control and integrated seat slider
- Adjustable headrest with built-in coat hook
- Contoured lumbar pad adjusts up/down and in/out for personalized support and comfort
- Weight Capacity: 350lbs



## Delta Executive

Featuring executive style plus ergonomic comfort, the Delta Executive will satisfy most any executive.

- Thin, modern profile with lumbar support built into the curved back
- Waterfall seat for extra comfort
- High profile knee-tilt chair control with height and tension adjustment
- Fixed loop arms
- Available with black accents (arms and base) or with stylish polished aluminum accents (arms, base and casters)





FVX07280L

## VXO™ Conference

The VXO Conference Chair offers a simple, light scale design that delivers remarkable comfort and dynamic support.

- Swivel-tilt mechanism with single position lock and adjustable side tilt tension
- Fixed loop conference arms or adjustable T-arms
- Carpet casters standard; hard floor casters available for custom order
- Weight capacity: 300 lbs

## Maxim<sup>LT</sup> Conference

Clean lines and versatility define the Maxim LT, making it the perfect choice in any conference area.

- Black faux leather upholstery fits any area
- Synchro-tilt mechanism with tilt lock and tension control
- Upscale pleated back with padded seat
- Choose fixed conference arms that fit under most standard tables or adjustable T-arms
- Choose black or polished chrome base



FMAXIMPLBKCH



FPHANTOM

## Phantom Conference

The Phantom Conference Chair is a modern mesh back chair that provides upscale style for any budget.

- Black vinyl seat
- Swivel-tilt mechanism with tilt lock and adjustable tilt tension
- Polished aluminum base
- Carpet casters



FHD9000

## Sherman HD Chair

A chair you can count on, the Sherman HD was designed for high-activity, 24-hour work environments and is ideal for law-enforcement and security.

- Accommodates users up to 450 lbs for 24/7 use
- Reinforced steel seat and back with molded foam
- Built-in lumbar support
- Fold away T-arms are height and width adjustable
- Seat height, seat depth, and tilt tension adjustments
- 28" base features 3" carpet casters or soft tile casters



FMAXHD

## Maximus HD

The Maximus HD is the solution to your 24/7 needs for all sizes of users.

- Coiled spring technology in seat provides superior comfort and durability
- Black vinyl with black bonded leather seating surface
- Chromed metal arms with upholstered pads
- Oversized dimensions for big and tall users or to accommodate holsters or work belts
- Big and tall chromed gas lift and base
- 55mm casters
- 500 lb. weight capacity; 24/7 use



## Pilot XL

The Pilot XL Chair is a tough, sturdy and comfortable chair designed for around the clock use.

- 24" seat width accommodates holsters and work belts
- Exceeds all applicable ANSI/BIFMA test standards for extra wide chairs
- Heavy-duty synchronous mechanism (1:1 ratio) allows you to free float, lock the seat and back in a reclined position, or lock just the back angle
- Breakaway T-arms
- Extra-wide 27" metal base
- Back height adjustment
- Seat slider
- 400 lb. weight capacity, 24/7 use



## Pilot 24/7

The Pilot 24/7 Task Chair offers an abundance of features for the organization that never sleeps.

- Multi-function mechanism allows free float, locking the seat and back, or locking just the back angle
- Choose Breakaway T-arms or height and width adjustable T-arms
- Seat slider
- Heavy-duty gas lift
- Back height adjustment
- Carpet casters standard; hard floor casters optional
- 400 lb. weight capacity 24/7 use



## Freedom®

The FreedomTask Chair automatically adjusts to the user and supports the body as it moves from task to task.

- Innovative weight-sensitive, self-locking recline mechanism provides full support through the recline motion
- Pivoting backrest moves with the user and offers perfect lumbar support in all positions
- Synchronous arms allow one-handed adjustment, 5.85" vertical adjustment
- Unique arm design attaches to the backrest to move with the user
- Contoured cushions are sculpted to offer long-term comfort and reduce pressure points
- Seat slider, 2.25" range
- Carpet casters
- Fits users 5'0" to 6'4" and 100 to 300 lbs.
- Optional executive headrest with 5" vertical adjustment
- 15-year, 24/7 warranty on all components except fabric and arm pads

## Liberty®

Ideal for the active workspace, the LibertyTask Chair promotes balanced movement throughout the day.

- Tri-panel mesh backrest hugs the body to provide tailor-made lumbar support
- Fabric-covered contoured seat cushion is carefully sculpted to match body contours
- Self-adjusting, mechanism-free recline automatically provides the right amount of support through the recline motion
- Pivoting backrest moves with the user and offers perfect lumbar support in all positions
- Seat slider, 2.25" range
- Height-adjustable armrests with 5" range of adjustment
- Mesh back and fabric seat available in variety of patterns and colors
- Dual-surface casters
- Fits 95% of users: 5'0" to 6'4" and 100 to 300 lbs.
- 15-year, 24/7 warranty on all components except fabric and arm pads



## World™

The World Task Chair offers an unprecedented combination of performance and simplicity for any office.

- Tri-panel mesh backrest hugs the body to provide tailor-made lumbar support
- Fabric-covered mesh seat automatically sculpts to match body contours
- Self-adjusting, mechanism-free recline automatically provides the right amount of support through the recline motion
- Pivoting backrest moves with the user and offers perfect lumbar support in all positions
- Seat slider, 3.5" range
- Height-adjustable armrests with 3.2" range of adjustment
- Mesh back and fabric seat available in variety of patterns and colors
- Carpet casters
- Fits 95% of users: 5'0" to 6'4" and 100 to 300 lbs.
- 15-year, 24/7 warranty on all components except fabric and arm pads





### Jaguar Eclipse

For your entire staff, the Jaguar Eclipse Series offers high-performance ergonomics with contemporary style.

- Mesh back with adjustable lumbar support
- Synchro-tilt mechanism allows back and seat to move in a 2:1 ratio when in free-float mode; back also lockable in 5 positions
- Side tilt tension
- Height adjustable arms fold back out of the way
- Chrome accents on arms and casters
- Seat slider with 2.5" range
- Carpet casters standard; hard floor casters available
- Weight Capacity: 275 lbs.

FJAGECL

### Bless

Inspired by open-concept modern workspaces, the Bless is affordable, durable, and comfortable.

- Self-weighted mechanism with tilt lock
- Seat slider, 2" range
- Adjustable lumbar, 4" vertical range
- 4D adjustable arms (in/out, height, width, depth) feature pivoting arm pads
- Optional adjustable headrest
- Glass reinforced nylon base with dual-wheel carpet casters
- Weight Capacity: 300 lbs.



FBLESS2100D



FITHACA64TSS

### Ithaca

The unique combination of style and comfort offered by the Ithaca Task Chair will make it a hit in any office environment.

- Synchronous mechanism allows seat and back to move in a 2:1 ratio when in free-floating mode; back also lockable in 3 positions
- Built in lumbar support and back height adjustment
- Seat slider with a 5-position lockout
- Poly back shroud
- Adjustable tilt tension
- Armless or height and width adjustable arms
- 400 lb. weight capacity



## Occupy

Make a statement with Occupy Task Chairs while optimizing ergonomic comfort.

- Self-weighting mechanism adjusts the resistance to reclining based on the user's weight, eliminating the need for a tension control knob
- Back moves freely or locks in four positions
- Built-in lumbar support automatically adjusts to the user
- Mesh back available in Cool Grey or Black
- Optional height adjustable arms
- 300 lb. weight capacity

## VXO™

The VXO Series offers a simple, light scale design that delivers remarkable comfort and dynamic support.

- Swivel-tilt mechanism with single position lock and adjustable side tilt tension
- Height adjustable lumbar
- Height adjustable arms
- Carpet casters standard; hard floor casters available for custom order
- Optional white model with a polished aluminum base, silver mesh and white frame available
- 300 lb. weight capacity



## Benefit

Benefit Task Chairs are the natural choice for those seeking comfort in an affordable chair.

- Synchro-tilt mechanism with 2:1 back-to-seat ratio
- Breathable, flexible mesh back curves in two dimensions
- Saddle-shaped, waterfall seat
- Carpet casters standard; hard floor casters available
- Optional height and width adjustable arms
- 250 lb. weight capacity



## Breathe

Today's fast-paced office is the perfect place for the contemporary style and unmatched comfort of Breathe Task Chairs.

- Synchronous knee-tilt mechanism with a 2:1 back-to-seat ratio and tilt tension adjustment
- Built-in adjustable lumbar pad offers 4" of movement
- Tilt-lock lever offers 5 lock positions or free-float mode
- Armless or height adjustable T-arms
- Optional headrest
- 300 lb. weight capacity

## Breathe Mesh

The Breathe Mesh Chair provides comfort without an ounce of fluff.

- Generously sized nylon mesh back
- Athletic mesh seat with precisely designed contours provides comfort without the use of foam
- Adjustable lumbar pad is built into the back frame and offers 4" of movement
- Synchronized knee-tilt mechanism with a 2:1 back-to-seat ratio and tilt tension adjustment
- Tilt-lock lever offers 3 lock positions or free-float mode
- Height adjustable arms
- Optional headrest
- 300 lb. weight capacity



## Breathe Jr.

The mid-back Breathe Jr. Task Chair brings contemporary styling to any office at an affordable price.

- Synchronous knee-tilt mechanism with a 2:1 back-to-seat ratio that free floats or locks in several positions
- Vertically and horizontally adjustable lumbar pad
- Height adjustable T-arms
- 300 lb. weight capacity



## Sitka Task

The Sitka Series offers a comprehensive line of stylish and comfortable seating for every environment.

- Perfect Pivot™ mechanism provides smooth articulation of the back and seat
- Available in poly seat/back, upholstered seat/poly back or upholstered seat/back
- Simple function with a 5" height range
- Optional cantilever arms
- 5-star base available in black nylon or die-cast aluminum
- Casters can be specified with a soft or hard wheel surface
- Matching task stools, 4-leg chairs, sled base chairs, and cafe stools
- 400 lb. weight capacity

## Snap

The value-priced Snap Task Chairs feature a competitive price without sacrificing reliability.

- Choose Simple Task (seat height, back depth and back height adjustments) or Advanced Task (seat height, back height, independent seat and back angle adjustments and tilt lock)
- Armless, width adjustable loop arms or height and width adjustable T-arms
- Carpet or hard surface casters available
- 250 lb. weight capacity



## Derby Task

Derby Task delivers the reliability and functionality your workforce requires at an incredible price.

- Mesh back and contoured, molded seat cushion provide all day comfort
- Synchro-tilt with multiposition tilt lockout and tilt tension adjustment
- Seat slider
- Adjustable lumbar support
- Height adjustable arms
- Dual-wheel carpet casters



## VXO™ Stool

The VXO Series offers a simple, light scale design that delivers remarkable comfort and dynamic support.

- Swivel-tilt mechanism with single position lock and adjustable side tilt tension
- Height adjustable lumbar
- Height adjustable arms
- Carpet casters standard; hard floor casters available for custom order
- Chrome adjustable foot ring
- 300 lb. weight capacity

## Ithaca Stool

The unique combination of style and comfort offered by the Ithaca Stool will make it a hit in any office environment.

- Simple reclining mechanism with back lock; back lockable in infinite number of positions
- Back height adjustment
- Seat slider with a 5-position lockout
- Poly back shroud
- Adjustable tilt tension
- Armless or height and width adjustable arms
- Chrome adjustable foot ring
- 400 lb. weight capacity



## Pilot 24/7 Stool

The Pilot 24/7 Stool offers an abundance of features for the organization that never sleeps.

- Multi-function mechanism allows you to free float, lock the seat and back in a reclined position, or lock just the back angle
- Choose Breakaway T-arms or fully adjustable T-arms
- Seat slider
- Heavy-duty gas lift
- Ratchet back height adjustment
- Carpet casters standard; hard floor casters optional
- Fixed chrome foot ring
- 400 lb. weight capacity; 24/7 use





## Occupy Task Stool

Make a statement with the Occupy Task Series while optimizing ergonomic comfort.

- Self-weighting mechanism adjusts the resistance to reclining based on the user's weight, eliminating the need for a tension control knob
- Mesh back conforms over the full length of the spine for intuitive comfort; available in Cool Grey or Black
- Back moves freely or locks in four positions
- Built-in lumbar support automatically adjusts to the user for comfort
- 5-star, 26" diameter base
- Optional height adjustable arms with 2.5" range
- 50mm double-wheel carpet casters
- Height-adjustable foot ring
- 300 lb. weight capacity, single shift use

## Sitka Task Stool

The Sitka Series offers a comprehensive line of stylish and comfortable seating for every environment.

- Perfect Pivot™ mechanism provides smooth articulation of the back and seat
- Available in poly seat/back, upholstered seat/poly back or upholstered seat/back
- Simple function
- Optional cantilever arms
- Black nylon or die-cast aluminum base
- Adjustable foot ring
- Carpet or hard surface casters available
- Matching task chairs, 4-leg chairs, sled base chairs, and cafe stools
- 400 lb. weight capacity



## Sitka Café Stools

The Sitka Series offers a comprehensive line of stylish and comfortable seating for every environment.

- Perfect Pivot™ mechanism provides smooth articulation of the back and seat
- 24" or 30" seat heights available
- Available in poly seat/back, upholstered seat/poly back, or upholstered seat/back
- Stackable 4-high on the floor
- Optional cantilever arms
- Matching task stools and stools, 4-leg chairs, and sled base chairs
- 400 lb. weight capacity



FRAPTUREWAUSSTOOL



FRAPTURENAPSTOOL

## Revelation Stool

The contemporary design of the Revelation Series delivers new levels of comfort and value in a highly versatile chair; Revelation adds style to every space.

- Contoured molded seat and back with dimpled texture
- Optional field replaceable, upholstered seat and back pads; pad seat only or both seat and back
- Armless or with fixed arms
- 250 lb. weight capacity



FBR2300A



FBR2300

## Kool Stool

The Kool Series provides style and comfort for multiple uses.

- Ergonomic perforated back offers an attractive design plus enhanced circulation and air flow
- High-impact polypropylene seat and back
- Tubular steel frame with silver powder-coat paint
- Permanent ganging mechanism standard
- Stackable 5 high
- Optional arms
- 400 lb. weight capacity



## Navigator Air Nesting

The entire Navigator Air Series of chairs offers contemporary mesh style and comfort in a flex-back chair.

- Unique flip-up seat allows several chairs to nest together for easy storage and mobility
- Back flex operates via a torsion-bar mechanism that allows 12 degrees of recline with gradually increasing resistance
- Mesh back available in black or grey mesh
- Optional fixed arms are cantilevered
- Optional left or right-handed tablet arms (2 styles available) still allow chairs to nest
- 300 lb. weight capacity

## Navigator Nesting

The Navigator Nesting Chairs allow users to fold up the seat and nest several chairs together... then collectively move them where they need to go.

- Unique flip-up seat allows several chairs to nest together for easy storage and mobility
- Choose dimpled polypropylene back or upholstered back
- Lightweight, flexible back flexes up to 12 degrees
- Armless or with arms
- Optional left or right-handed poly flip-up tablet arm allows chairs to nest
- 300 lb. weight capacity



## Match

The Match Chair offers a blend of value and flexibility that is hard to beat.

- Breathable mesh back conforms to your back
- Steel frame with black powder-coat paint
- Steel reinforced poly arm rests
- Stackable and easy to move
- Standard black mesh fabric seat or choose from any of IPI's standard fabrics for an additional charge
- Optional casters



FRAPTURE592

## Revelation

The contemporary design of the Revelation Series delivers new levels of comfort and value in a highly versatile stack chair. From an office, to a waiting room, to a meeting facility, Revelation adds style to every space.

- Contoured molded seat and back with eye-catching dimpled texture
- Optional field replaceable, upholstered seat and back pads; pad seat only or both seat and back
- Stackable 6 high on floor or 10 high on dolly
- Armless or with arms
- Optional carpet casters available for mobility
- 250 lb. weight capacity



FRAPTUREWAUB

## Navigator Air Stacking

The entire Navigator Air Series of chairs offers contemporary mesh style and comfort in a flex-back chair.

- Back flex operates via a torsion-bar mechanism that allows 12 degrees of recline with gradually increasing resistance
- Mesh back available in black or grey mesh
- Choose sled base or 4-leg base; all models stack 5 high on dolly or 4 high on floor
- Optional fixed arms are cantilevered
- Laminate tablet arms available in two sizes
- 300 lb. weight capacity



FNAVAIR4LX

FNAVAIRSLEDA



FSITKASUSBNA



FSITKA4LUSCA

## Sitka Stacking

The Sitka Series offers a comprehensive line of stylish and comfortable seating for every environment.

- Perfect Pivot™ mechanism provides smooth articulation of the back and seat
- Available in poly seat/back, upholstered seat/ poly back, or upholstered seat/back
- Stackable on the floor or dollies
- Optional cantilever arms
- Three types of tablet arms available
- Optional casters on the 4-leg stack chairs
- Dolly fits 4-leg or sled base models
- Matching cafe stools, pedestal chairs and pedestal stools complete the series
- 400 lb. weight capacity





FPIPERCHR



FDOLLYPIPERPOLY

## Piper

The Piper high-density stack chair delivers the ultimate in durability and functionality. It is an ideal choice for offices, auditoriums, training and meeting rooms, cafeterias and more.

- Polypropylene shell cleans easily and resists wear
- Stack 10 high on floor or 38 high on dolly; chrome frames recommended for chairs that will be stacked
- Various glides available to accommodate any flooring surface
- Field replaceable, upholstered seat and back pads available by custom order
- 400 lb. weight capacity

## Dakota

With its curved seat and backrest, the Dakota Series of high-density stacking chairs offers superior support and comfort for a variety of mass-seating applications.

- Polypropylene shell cleans easily and resists wear
- Optional field replaceable, upholstered seat and back pads
- Stack on floor or dolly
- Armless or optional tablet arm on poly model only
- Various glides available to accommodate any flooring surface
- 250 lb. weight capacity



FDAKOTA510X

FDAKOTA520X



FK00LCA

FK00LG

## Kool

The Kool Series provides style and comfort for multiple uses.

- Ergonomic perforated back offers an attractive design plus enhanced circulation and air flow
- High-impact polypropylene seat and back
- Tubular steel frame with silver powder-coat paint
- Permanent ganging mechanism standard
- Stackable 15 high
- Mobile chair features 2" casters
- Optional arms
- 400 lb. weight capacity






## Shibby Modular Seating

Functional. Flexible. Fun. The Shibby seating family includes lounge chairs, sofas, tables, ottomans, benches, wedges and more that can be used as individual pieces or combined for one-of-a-kind creations.

- Seating options include 3 sizes of straight styles plus ottomans and wedges
- Laminate back option on straight seating offers a unique design element and an enclosure for power modules
- Optional ganger assembly secures units side-by-side, no tools required to separate ganged units
- Sled base provides easy movement
- Optional power units contain 1 AC outlet and 2 USB ports; available on laminate back seating and tables
- Optional arms with wood or plastic arm cap; a tablet arm is also available
- Optional glides
- Laminate connecting tables are available in two sizes



FJOEY1310  
3 units shown

## Joey Bench

The smart, refined design of the Joey Bench promotes team building, collaboration and social interaction.

- Allows for endless configurations, ranging from group lounge spaces to energizing team pods
- Components are easily separated and combined for quick arrangements
- Upholstery features high density, high resiliency foam over elastic webbing on a 3/4" hardwood plywood frame
- Steel base

# DESKS & OFFICE SYSTEMS

## panel systems



### Legion® Panel System

Legion is the unifying element that brings together architecture and furniture to create highly effective work environments that are both engaging and productive. As a comprehensive systems offering, Legion allows for dynamic solutions to current and future needs.

- Monolithic and segmented panels available in a variety of fabric, glass, markerboard and open configurations
- Legion offers reception areas and open environments to teaming spaces and private offices
- Space planning and design service provided
- Panels feature powder-coat painted frames and are available in 24" to 72" widths and 32" to 64" heights with 16" stacking sections
- Three base styles for functional and aesthetic planning flexibility
- Power and data available through base raceway or above worksurface beltway
- Various storage options include shelf units file cabinets
- Pencil drawers and keyboard trays available
- Installation available by trained and experienced installers

*Contact an IPI Sales Representative at 800-332-7922 for more information on ordering Legion.*



# DESKS & OFFICE SYSTEMS

## panel systems



### ImageMAKER Modular System

ImageMAKER Modular Systems are designed to provide high quality work environments at an outstanding value. From single offices to large projects, ImageMAKER provides all the versatility and design capabilities of higher priced systems without sacrificing quality.

- Space planning and design service provided
- Similar to and has connectivity to Herman Miller Action Office Systems Series 1 or Series 2\*
- Panels feature powder-coat painted frames with matching top caps, connectors and raceways and are available in 12" to 60" widths and 27" to 80" heights
- Choose fabric-covered hard-surface panels, acoustical tackable panels or laminate panels; clear acrylic inserts available on 62" and taller panels
- Optional raceways (with or without electrical) add extra height to panels
- High-pressure laminate work surfaces with vinyl t-mold edging
- Provide a work surface for visitors with 14" deep counter caps that attach to top of the panels
- Various storage options include shelf units with or without flipper doors, pedestal file cabinets and lateral file cabinets
- Fabric-covered tackboards available
- Electricity available via 8-wire, 4-circuit power system
- Pencil drawers and keyboard trays available
- Installation available by trained and experienced installers

*Contact an IPI Sales Representative at 800-332-7922 for more information on ordering ImageMAKER.*



\*NOTICE: The parts shown and designators used above are those of Iowa Prison Industries, the exclusive manufacturer of ImageMAKER modular work environments. Any reference to brands, colors, or like designators of Original Equipment Manufacturers (OEMs) is for the limited purpose of informing of the intended use of our products, and not to express or imply any OEM approval or authorization.



# DESKS & OFFICE SYSTEMS

## casegoods



### Transpire Casegoods

Transpire is a family of casegoods with offerings so vast it can meet all of your desking needs whether your style is transitional and casual or contemporary and upscale.

- Space planning and design service provided
- Expansive collection includes desks, corners, peninsulas, returns, bridges, and shells that can all be used in conjunction with one another to create virtually any workspace
- Numerous storage options available including pedestal files, lateral files, bookcases, overheads, hutches, and storage towers
- Matching offerings available for conference and reception areas
- Constructed of maintenance-free laminate and PVC edge
- Installation available by trained and experienced installers

*Contact an IPI Sales Representative at 800-332-7922 for more information on ordering Transpire.*





FKICTBLTOPSGLMON

### KIC™ Sit-Stand

KIC Sit-Stand brings sit-stand capability to existing furniture layouts without costly or time-consuming reconfigurations.

- Pneumatic mechanism simultaneously lifts both the monitor and keyboard platforms
- Single or double monitor supports use a VESA mount
- Monitor height adjustable independent of the keyboard
- Tension control knob
- Choose table top version (works on virtually all work surfaces including corner units) or clamp mount version (can be used at the back of a 24"-30" deep work surface or at the front of any surface up to 2.25" thick)
- Weight capacity: 28 lbs
- Height adjustment range: 16.6"
- Platform: 15.74"d x 23.6"w
- Keyboard platform: 8.7"d x 23.6"w

### S2S Sit-Stand

The S2S Sit-Stand quickly converts a fixed height desk to an active, height adjustable workstation.

- Features two platforms, one for the keyboard and mouse and the other for a monitor or laptop
- One-handed operation
- Weight adjustable pneumatic lift
- Straight vertical travel
- Accommodates most clamp-mount single or dual monitor arms
- Integrated cable management
- Weight capacity: 35 lbs
- Height adjustment range: 16"
- Work surface: 21"d x 35.5"w
- Keyboard platform: 10.5"d x 26.8"w



FWORKSTATNS2S

### Volanté™ Sit-Stand


Turn virtually any desk into a sit-to-stand workstation with the Volanté Sit-Stand.

- Features two platforms, one for the keyboard and mouse and the other for a monitor or laptop
- Keyboard platform can be tilted over a 20 degree range
- Weight adjustable pneumatic lift
- Utilize single or dual monitor mounts (sold separately) or simply set monitor or laptop on the monitor platform
- Grommet at center back allows for easy installation of monitor mount
- Available in black or white
- Weight capacity: 35 lbs
- Height adjustment range: 13.8"
- Work surface: 15.7"d x 35.4"w
- Keyboard platform: 7.5"d x 26.4"w



FWORKSTATNVOLANTE





### Evolve Monitor Arms

The innovative monitor arm design of Evolve Monitor Arms provides for an easily adjustable workspace.

- Recommended for worksurfaces 30" deep or less
- Holds monitors weighing between 6.5 - 17.6 lbs (per arm); 28" max. monitor width on dual model
- 18.4" monitor extension
- 4.1" monitor retraction
- Includes both desk clamp and grommet mount hardware
- Available in black, silver or white

### EDGE Monitor Arms

Single and dual EDGE Monitor Arms allow the user control the angle, distance and height of the monitor for optimum viewing.

- Recommended for worksurfaces 36" deep or less
- Holds monitors weighing between 6.5 - 17.6 lbs (per arm)
- Arm height range from 7" to 19" above work surface
- 22" monitor extension
- 4" monitor retraction
- Includes both desk clamp and grommet mount hardware
- Available in black, silver or white



### Houdini Slimform Keyboard Tray

The highly adjustable Houdini Slimform Keyboard Tray works well in most office settings.

- Tilt & swivel mouse surface with foam pad provides infinite adjustment
- Foam palm rest (removable) for maximum ergonomic comfort
- 8" height adjustment range (5" above to 3" below track)
- Tilts from +10 to -20 degrees
- 19.5" w x 11.5" d plus 8.25" diameter mouse surface

## L Electric Tables

Featuring value and versatility at its best, L Electric Tables extend the benefits of sit-to-stand work surfaces to everyone.

- Height adjusts from 26" to 52" to suit a variety of user needs and work styles
- Rectangular work surfaces range in size from 24"d x 48"w to 36"d x 72"w; custom shaped tables include 120 degree corners and peninsulas
- High-pressure laminate work surface with vinyl t-mold edging standard; veneer tops and other edge-banding styles available
- Clean T-leg design and absence of low-hanging crossbar allow the table to be used from both sides, promoting user comfort and enhancing versatility
- Electric controls located toward right end of table
- 200lb total operating load
- Nylon base leveling glides; casters available for special order
- Bases available for purchase to retrofit existing work surfaces



## New Heights™ Electric Tables

New Heights™ Electric Tables offer sit-to-stand adjustability with the simple push of a button when a larger L-shape work surface is needed.

- Height adjusts from 27" to 47"
- L-Shaped work surfaces range in size from 24"d x 48"w to 30"d x 72"w
- High pressure laminate work surface produced with 1.125" thick particleboard and t-mold or PVC edging
- 350 lb. capacity



# TABLES

## multi-purpose



### Flip-Top "H" Tables

An ideal choice for educational and training environments, Flip-Top "H" Tables are easy to reconfigure or move for storage.

- Asymmetrical leg design
- Leg-within-leg design provides compact nesting ability; each additional table only takes up an extra 6.4" of space
- Quick and simple one-step release mechanism allows one person to flip the table
- High-pressure laminate work surface with vinyl t-mold edging standard; veneer tops and other edge-banding styles available
- 3" casters are suitable for carpet or hard floors; two locking and two non-locking
- Optional ganging mechanism



FTBLFLDPLY3072



FTBLFLDPLY48RD

### UltraLite Poly Folding

For attractive, lightweight, durable, easy to clean, and affordable folding tables, look no further than the UltraLite Line of poly tables.

- Tabletops produced from high-density polyethylene plastic that is lightweight for easy mobility
- Table legs snap securely into the molded top for easy storage
- Appropriate for indoor and outdoor use
- Speckled white table surface with black powder-coat painted legs
- Dollies available for most sizes of tables

## Series XXI

The sturdy construction of Series XXI File Cabinets ensures long life even in high-use environments while the clean style is compatible with a variety of furnishings.

### Series XXI Lateral

- 12" high drawers
- 18- to 20-gauge cold-rolled steel construction
- Interlock system prevents more than one drawer from opening at a time
- Type A folder bars included for side-to-side storage, drawers accommodate letter, legal, and metric-size hanging folders
- Top location on 5-drawer units is receding door with roll-out shelf, 3 divider plates included
- Lock and counterbalance weights standard
- Plate dividers and Type K folders bars available



FSERXXILAT536



### Series XXI Vertical

- 11" high drawers
- Constructed of heavy-gauge steel with a welded internal box frame
- Interlock system prevents more than one drawer from opening at a time
- Letter and legal width models
- Choose folder bars for hanging files or compressor followers for traditional tab folder storage

FSERXXIVERTLR4DR

### Series XXI Pedestal

- Heavy-duty, ball-bearing suspension on drawers ensures smooth operation
- 12" high file drawers ready for hanging files; drawer dividers optional
- Lock standard on all models
- Counterbalance weights included
- Mobile or freestanding models



FSERXXIPEDMOBBF



FSERXXIPEDFREEBBF



KD10-36600-HD

### Series XXI Storage Cabinets

Perfect for office supplies or other materials, Series XXI Storage Cabinets feature plenty of storage space with style and durability.

- Constructed of 18- and 22-gauge steel
- Full-height finger pulls
- Shelves adjust in 1" increments
- Glides adjustable from inside or outside of cabinet

# STORAGE file cabinets

## Vini Series

Blending a contemporary aesthetic and focus on efficiency and value, Vini offers storage solutions for a range of modern office environments.

### Vini Pedestal

- File drawers configured for hanging letter-size files
- Shells constructed of 20-gauge sheet steel with 16-gauge bottoms and 22-gauge drawer fronts
- Locking system prevents more than one drawer from opening at a time
- Lock standard
- Units feature ADA-compliant nickel-plated loop pulls
- Counterbalance weight included on File/File models and 5th wheel caster included on Box/Box/File and Box/File models to balance the load of an open drawer
- Mobile or freestanding models
- Plate dividers optional



FVINIPEDMOBBBF



FVINIPEDFREEFF



FVINILAT362

### Vini Lateral

- Available in 2-, 3-, 4-, and 5-drawer configurations in 30", 36", and 42" widths for multiple applications; 5-drawer units offer four standard drawers plus a receding door with rollout shelf with plate dividers
- Folder bars for side-to-side filing (letter or legal) included per drawer
- Units feature ADA-compliant nickel-plated loop pulls
- Locking system prevents more than one drawer from opening at a time
- Lock and counterbalance weights standard

### Vini Wardrobe Tower

- 48" or 64" heights
- Full-height locking area for personal items like coats
- Lockable pedestal-like storage module available in file/file or box/box/file configurations
- Small footprint works well in small offices
- Side access bookshelf optional







FCHI4LEG18



FCHI4LEG18CSTR

## FaceTime Wave 4-Leg Chairs

The FaceTime Wave line of classroom furniture offers an unbeatable combination of comfort, durability, and affordability.

- One piece contoured shell made of high-impact polypropylene with wide, ergonomic handle
- Passive flexing back offers exceptional comfort and enough movement for better student attentiveness and learning retention
- Smooth, ribless back design is easy to clean without sacrificing strength
- Poly shells available in 20 colors to match virtually any color scheme
- Elliptical tubing provides superior frame strength, powder coat painted
- 3 seat heights available for any size student; recommended seat height: Grades K-1: 13", Grades 1-4: 15", Grades 4+: 18"
- 18" chairs stack 10-high on dolly or 8-high on floor
- Choose steel or nylon glides
- Casters available on 18" size

## FaceTace Wave Task Chair

FaceTime Wave Task Chairs are perfect in science and computer rooms with casters and height adjustability.

- Height adjustable pneumatic lift
- 5-star swivel base adjusts from 16.5" to 21.5" seat height
- Choice of carpet or hard floor casters
- 250 lb weight capacity



FCHIWTASK



FCHIWTASKSTL

## FaceTime Wave Task Stool

FaceTime Wave Task Chairs are perfect in science and computer rooms with casters and height adjustability.

- Height adjustable pneumatic lift
- 5-star swivel base adjusts from 20.25" to 30.75" seat height
- Choice of carpet or hard floor casters
- 250 lb weight capacity



FCHIWCASFESTL30

## FaceTime Wave Café Stool

Offering a contemporary yet informal style, FaceTime Wave Café Stools are a perfect match with café-height (42") tables.

- One piece shell made of high-impact polypropylene with ergonomic handle
- Flexing back offers comfort and movement for better student attentiveness and learning retention
- Ribless back design is easy to clean without sacrificing strength
- Poly shells standard; upholstered pads available for custom order
- Stackable 4-high on the floor
- Sturdy cantilever style sled base with foot rest
- Steel glides standard; nylon or felt glides available

## Kore® Wobble Chair

The innovative Kore® Kids Wobble Chair encourages active sitting and allows one's knees, hips and back to find comfortable and ever-changing positions.

- Increase secondary focus: continuous movement while sitting relaxes the right side of the brain, leading to better focus
- Provides an outlet for high energy children
- A patented anti-roll safety ring on the base prevents tip-overs and falls
- Manufactured with antimicrobial protection against the spread of common bacteria; FDA approved
- Produced from durable, recyclable HDPE #2 plastic
- Lifetime warranty
- 4 sizes available to fit most any child K-12
- 275 pound weight capacity
- Made in the USA



FKORJR16RED

FKORPRETEENGRY



FKORFLOORRED



## Kore® Floor Wobbler

The unique Kore® Floor Wobbler allows children to sit comfortably on the floor and remain active in one spot; ideal for flexible seating classrooms.

- Increase secondary focus: continuous movement while sitting relaxes the right side of the brain, leading to better focus
- Provides an outlet for high energy children
- Generous amount of finger space around the rim prevents hand pinches
- Manufactured with antimicrobial protection against the spread of common bacteria; FDA approved
- Low profile allows for stacking and storing
- Produced from durable, recyclable HDPE #2 plastic
- Lifetime warranty
- 275 pound weight capacity
- Made in the USA



## Kore® Kids Adjustable Wobble Chair

The innovative Kore® Kids Adjustable Wobble Chair encourages active sitting and allows one's knees, hips and back to find comfortable and ever-changing positions.

- Increase secondary focus: continuous movement while sitting relaxes the right side of the brain, leading to better focus
- Provides an outlet for high energy children
- Easy access 360° actuator ring to raise and lower seat height
- Manufactured with antimicrobial protection against the spread of common bacteria; FDA approved • Produced from durable, recyclable HDPE #2 plastic
- Lifetime warranty
- 2 sizes available
- 280 pound weight capacity
- Assembled in the USA

## Kore® Adult Adjustable Wobble Chairs

Kore® Adult Adjustable Wobble Chairs offers older teens and adults of all heights a chance to experience the benefits of active sitting.

- Increase secondary focus: continuous movement while sitting relaxes the right side of the brain, leading to better focus
- Easy access 360° actuator ring to raise and lower seat height
- Patented anti-roll safety ring on the base prevents tip-overs and falls
- Assorted seat materials dependent on model
- Lifetime warranty
- 350 pound weight capacity



## Ethos Student Chair

Ethos Student Chairs blend flexibility with mobility for an active learning environment.

- All-in-one units efficiently switch between lecture, collaborative and group modes
- Molded poly fiberglass reinforced shells with built-in, easy grip handle; available in eight colors
- Base with over sized opening offers generous access
- Optional over sized work surface (12.5" d x 23.25" w) is non-handed for right and left handed individuals, telescopes in and out, and features a pencil ridge on all four edges
- 360 degree swivel seat for clear sight lines between students, instructors and visual content
- Six casters allow for seamless transition between classroom layouts; hard floor casters standard
- Supports up to 300 pounds

## Zenergy Ball Chair

The Zenergy™ Ball Chair provides an active seating option on a stable base for offices and classrooms.

- Anti-burst 17 1/2" exercise ball with mesh cover and legs to create a unique ball chair
- Four powder coated legs and stationary glides for stability and durability
- Great alternative desk chair or for use in meeting areas, gathering spaces, waiting rooms or classrooms
- Supports movement and may help encourage better posture and balance
- With a fully inflated ball, seat height is 23" and will lower when occupied
- Pump included
- 250 lb. weight capacity



## Zenergy Swivel Chair

A unique alternative to a traditional chair, the Zenergy™ Swivel Chair provides an active sitting experience by promoting movement through leaning, bouncing and swiveling.

- Anti-burst 17.5" exercise ball covered in mesh fabric
- 360° swivel base with active, user-controlled movement
- Allows users to swivel and lean
- Use as alternative desk chair, in meeting areas or gathering spaces
- May help support better posture and balance
- Rubber molded into base so chair does not slip
- Pump included

## Runtz Ball Chair

The Runtz™ Ball Chair is designed to help children stay active and help support better posture and balance.

- Ball chair with anti-burst exercise ball
- Four powder coated legs and stationary glides provide stability and durability
- Great for use in homes, schools, and waiting rooms
- Fully inflated seat height is 17" and will lower when occupied
- Pump included
- 250 lb. weight capacity







## Enduro 4-Leg Chairs

Enduro School Chairs are a smart addition to any classroom with an A+ ergonomic comfort factor and top-quality materials that will provide students with dependable usage for many years.

- One-piece polypropylene plastic shell with built-in carry handle
- Dual curves and flex action of the back provide exceptional support
- 17 reinforcement ridges in the back provide superior strength and flexibility
- Chrome-plated round tube steel legs
- Stackable 8 high when cross-stacked
- 3 seat heights available for any size student: Grades K-2: 14"h, Grades 3-5: 16"h, Grades 6+: 18"

## Enduro Swivel Chairs

With casters and seat height adjustment, Enduro Swivel Chairs are ideal in computer labs and science labs.

- One-piece polypropylene plastic shell with built-in carry handle
- Dual curves and flex action of the back provide exceptional support
- 17 reinforcement ridges in the back provide superior strength and flexibility
- Height adjustable with pneumatic gas-lift
- 5-star swivel base
- 250 lb. weight capacity





## FaceTime Wave School Desks

An array of arrangement possibilities are available with FaceTime Wave's various shaped tops.

- Rectangular, tripod and trapezoid shaped tops available; all are generously-sized to allow plenty of student work space
- Choose hard-plastic (melamine) desktops in three colors or laminate desktops with bullnose edge in over 40 colors
- All models feature height-adjustable legs to fit a variety of grades and student sizes
- Elliptical tubing provides superior frame strength, chrome or powder coat painted
- Steel or nylon glides
- Optional translucent plastic book box



FDSKIWRECTLAM



FDSKIWTRIHDPL



FDSKIWTRAPHDPL



FDSKIWDBLENTYHDPL

## FaceTime Wave Double Entry Desks

FaceTime Wave Double Entry Desks are great for teaming and group work configurations.

- Rectangular tops are generously-sized to allow plenty of student work space
- Choose hard-plastic (melamine) desktops in three colors or laminate desktops with bullnose edge in over 40 colors
- Elliptical tubing provides superior frame strength, chrome or powder coat painted
- Generous 16" of belly room
- 18" seat height
- Optional book rack mounted underneath seat

## Oxford Activity Tables

Oxford Activity Tables are ideal for small group teaching, team activities, or individual learning.

- Available in round, rectangular, square, trapezoid and kidney shapes for a variety of uses, most shapes offered in multiple sizes
- Height adjustable from 21" to 29" in 1" increments
- High-pressure laminate worksurface produced with 1.25" thick particleboard and vinyl t-mold edging
- Welded steel base produced with 18-gauge, 1.25" round tube legs; legs available powder-coat painted or chrome-plated
- Self-leveling glides



FTBLOXF3060



FTBLOXFRND42



FTBLOXFSQ36



FTBLOXFTRAP3060



FTBLOXFKDNY4872



## Acclimate Mobile Instructor's Desk

Acclimate Mobile Instructor's Desks are an all-in-one solution that combines storage, worksurface, and lectern top.

- Angled lectern top provides space to prop materials for lecturing
- Laminate worksurface with PVC edge
- Steel construction will withstand heavy use; powder coat painted for durability
- Perforated modesty panel for privacy
- Storage cabinet features two adjustable shelves and multiple black grommets for wire management
- Multiple door / pull options including no door, steel doors, and acrylic doors; locks standard on models with steel doors
- Smooth rolling casters

## Acclimate Mobile Lectern

For a small-scale solution that combines storage and a lectern top, the Acclimate Mobile Lectern is both functional and stylish.

- Laminate lectern top with PVC edge; available shaped or square and flat or angled
- Steel construction will withstand heavy use; powder coat painted for durability
- Interior configurations include all shelves or shelf / file drawer combination
- Multiple door / pull options including no door, steel doors, and acrylic doors; locks standard on models with steel doors
- Smooth rolling casters





# EDUCATION *lecture hall / auditorium*

## **Lecture Hall / Auditorium**

IPI offers a variety of contemporary options for your new or existing lecture halls and auditoriums. Numerous seating and table styles allow you to create the ideal learning environment for your needs.



Dowling Catholic High School, Des Moines



Drake University, Des Moines

## Uniframe® Mobile Cafeteria Tables

The Uniframe® line of cafeteria tables offers a variety of durable, flexible and maneuverable tables at various price points.

- High-pressure laminate tops with choice of Bullnose Edge or Perfect Edge for greater resistance to wear
- Sturdy steel tube bases with safety features for safe operation available in black enamel finish or duplex nickel chrome plating
- Tables fold and nest together for compact storage
- Available shapes include rectangular and round; most are available with or without bench or stool seating



## Palmer-Hamilton Mobile Cafeteria Tables

The Palmer Hamilton line of cafeteria tables is a quality, diverse mobile table product line that will meet virtually any cafeteria need you may have.

- EdgeGuard™ sprayed on edge treatment provides superior resistance to moisture, eliminates unsanitary food traps, and is extremely tamper resistant
- Each model uses its own unique combination of compression springs, torsion bars or torsion springs which work together to provide long-lasting lift assistance
- Powder coat finish creates a hard, durable finish
- Tables can be folded flat and nested together for compact storage
- Tables available with customized graphics, such as school mascots and colors, to promote school pride
- Available shapes include rectangular; round, and oval and most are available with or without bench or stool seating



## Customer Satisfaction Guarantee

*Iowa Prison Industries (IPI) is committed to providing quality goods and services. Customer satisfaction is our top priority. If you are unsatisfied please contact Customer Service at 1-800-332-7922.*

## Warranty

### EFFECTIVE 07/01/21

IPI offers a limited warranty on all products purchased. IPI warrants all products manufactured by IPI against defective material or workmanship for 5 years from invoice date unless otherwise noted. IPI offers no warranty on items beyond what is offered by the vendor to IPI. All requests for warranty will be determined by IPI within the warranty period. IPI will not guarantee warranty if items were modified, misused, abused, neglected, including normal wear and tear, improperly stored or installed by anyone other than IPI.

All refinished, refurbished or reupholstered items will carry a 20 business day warranty from the invoice date.

Warranty claims must have IPI authorization before any items are returned for warranty, repair or replacement. You will be notified via email if your warranty claim has been approved.

All warranty claims must be submitted on our Request For Warranty / Repair / Return form. Warranty claims must have the following information:

- Sales Order or Invoice Number
- Organization Name
- Contact Name, Number & Email
- Description of Issue
- Pictures of Issue

Other information may be requested at IPI's discretion. Failure to provide all documentation may result in the warranty claim being denied.

For further information or questions regarding IPI's Warranty Policy please contact Customer Service at 800-322-7922 or [ipicustomerservice@iowa.gov](mailto:ipicustomerservice@iowa.gov).

# product index

## Desks & Office Systems

ImageMAKER Modular .....	19
Keyboard Trays .....	22
Legion Panel System .....	18
Monitor Arms .....	22
Sit-Stand Desktop Units .....	21
Transpire Casegoods .....	20

## Education

Acclimate Mobile Instructor's Desk .....	34
Acclimate Mobile Lectern .....	34
Cafeteria Tables .....	36
Enduro 4-Leg Chair .....	31
Enduro Swivel .....	31
Ethos Student Chair .....	29
FaceTime Wave 4-Leg Chair .....	27
FaceTime Wave Cafe Stool .....	28
FaceTime Wave Double Entry Desks .....	32
FaceTime Wave School Desks .....	32
FaceTime Wave Task Chair .....	27
FaceTime Wave Task Stool .....	27
Kore Adjustable Wobble Chairs .....	29
Kore Wobble Chairs .....	28
Lecture Hall / Auditorium .....	35
Oxford Activity Tables .....	33
Runtz Ball Chair .....	30
Zenergy Ball Chair .....	30
Zenergy Swivel Chair .....	30

## Seating

Benefit .....	8
Bless .....	7
Breathe .....	9
Breathe Jr .....	9
Breathe Mesh .....	9
CXO Executive .....	2
Dakota .....	16
Delta Executive .....	2
Derby Task .....	10
Freedom .....	6
Ithaca Stool .....	11
Ithaca Task .....	7
Jaguar Eclipse Task .....	7
Joey Bench .....	17
Kool Chair .....	16
Kool Stool .....	13
Liberty .....	6
Match .....	14
Maxim LT Conference .....	3
Maximus HD .....	4
Navigator Air Nesting .....	14
Navigator Air Stacking .....	15
Navigator Nesting .....	14
NLC Executive .....	2
Occupy Task .....	8
Occupy Task Stool .....	12
Phantom Conference .....	3
Pilot 24/7 Stool .....	11
Pilot 24/7 Task .....	5
Pilot XL .....	5
Piper .....	16
Revelation .....	15
Revelation Stool .....	13
Sherman HD .....	4
Shibby Modular .....	17
Sitka Cafe Stools .....	12
Sitka Stacking .....	15
Sitka Task .....	10
Sitka Task Stool .....	12

Snap .....	10
VXO Conference .....	3
VXO Stool .....	11
VXO Task .....	8
World Task .....	6

## Storage

Series XXI Lateral Files .....	25
Series XXI Pedestal Files .....	25
Series XXI Storage Cabinets .....	25
Series XXI Vertical Files .....	25
Vini Lateral Files .....	26
Vini Pedestal Files .....	26
Vini Wardrobe Tower .....	26

## Tables


Flip-Top "H" Tables .....	24
"L" Electric Tables .....	23
New Heights Electric Tables .....	23
UltraLite Poly Folding .....	24





## Chemicals & Cleaning Supplies

Green Seal Certified, General, Floor Care, Warewash, Laundry, Health Care, Germicidal



## Air Filters

Standard & High Capacity Pleated, Polyester Pad, Synthetic Pocket



## Plastic Bags

Biodegradable, Recycled Content, Printed, Biohazard, Food Storage



## Seating

Executive, Conference, Office & Task, Guest, Stackable, Stool, Education, Lounge, Restoration



## Filing & Storage

File Cabinets, Storage Cabinets



## Desks & Tables

Laminate & Metal Office Systems, Modular Office Systems, Desks, Conference, Computer, General Use, Folding



## School Furnishings

Classroom, Computer Lab, Cafeteria, Multi-Purpose, Audio/Visual, Office & Administration



## Moving & Install

Moving & Installation of Offices, Furniture, Miscellaneous Items



## Apparel

Embroidery, Screen Printing & Garment Printing, School Uniforms, TacPlus Public Safety Apparel, Public Works Apparel, Briefcases & Bags



## Inmate Clothing & Textiles

Jeans, Scrubs, Jackets, Shirts, Undergarments, Mattresses, Bedding, Bath, Dietary Apparel, Laundry Bags



## Signs & Decals

No Smoking, MUTCD, Street Markers, Destination, Recreation, School Spirit, Custom, ADA Pictograms, Decals, Vehicle Markings, Banners



## Retirement Gifts / Engraving Services

Nameplates, Plaques, Recognition Boards, Acrylic Awards, Clocks, Drinkware, Pen & Pencil Sets, Custom Engraving



## Printing / Graphic Arts

Newsletters, Calendars, Annual Reports, Brochures, Business Cards, Letterhead, Envelopes, Forms, Specialty Items, Mail Services



## Braille Transcription

Book & Music Transcription, Duplication



## Federal Surplus

Acquires & Makes Available to Iowa Organizations Excess Federal Vehicles & Equipment

## Customer Satisfaction Guarantee

Iowa Prison Industries (IPI) is committed to providing quality goods and services. Customer satisfaction is our top priority. If you are unsatisfied please contact Customer Service at 800-332-7922.



# MISSION STATEMENT

*A self-sufficient program that positively impacts participant lives, reduces recidivism, and provides valued products and services to our communities.*

## VISION

*A meaningful work training opportunity to develop utilizable skills for every person.*

## LOCATIONS

